



# SOUTHWEST BUSINESS PRODUCTS LTD.

From Bindings to Branding



## CUTTERS

**VRCUT<sup>TM</sup>**  
CUT WITH CONFIDENCE  
by **LYTROD<sup>SM</sup>**  
SOFTWARE

A revolutionary tool to create and cut documents with ease is standard on 5260, 5560, 6660 and 7260 models!

A must in every print shop. Cutters are used for cutting business cards, reams of paper and more.

Southwest helps you by taking in your used equipment as a trade-in towards the purchase of brand new equipment

Interested in upgrading to new equipment, but you're not sure what to do with your existing one? Do you have equipment lying around that you are no longer using? Want to save even more money on the purchase of new equipment?

We will consider all trade-ins regardless of what you are buying. Looking for a new laminator, but need to clear out space by removing the binding equipment you are no longer using?

We can take care of that for you.



HALIFAX NS  
902.477.0382

MONTREAL QC  
514.694.7741

OTTAWA ON  
613.744.7004

TORONTO ON  
416.285.7044

CALGARY AB  
403.717.1707

VANCOUVER BC  
604.574.9508

# model overview

# Cutters



## Manual Cutters



Guillomax  
(with optional stand)



4305  
(with optional cabinet)

	Guillomax manual tabletop	Triumph 4305 manual tabletop
Cutting width	17"	16 <sup>7</sup> / <sub>8</sub> "
Cutting height	1 <sup>1</sup> / <sub>2</sub> "	1 <sup>1</sup> / <sub>2</sub> "
Narrow cut	-	1 <sup>5</sup> / <sub>16</sub> "
Length behind blade	-	17"
Blade drive	manual	manual
Clamp type	-	fast-action lever
Foot pedal for pre-clamping	-	-
Back gauge	manual	manual
Manual back gauge setting mechanism	-	calibrated hand crank
Measurement indication	table top guide scale (mm/inch)	side guide scale (mm/inch)
Electronic back gauge control	-	-
Programmability	-	-
Air table (front and rear)	-	-
Optical cutting line indicator	-	-
Front table safety element	-	transparent guard
3-step front table illumination	-	-
Patented EASY CUT blade activation bars	-	-
Drop-in tool holder on rear table	-	-
Optional accessories	stand or cabinet	stand or cabinet
Electrical requirements	-	-
Motor output	-	-
Dimensions (D x W x H)	28" x 20" x 14"	4 <sup>5</sup> / <sub>8</sub> " x 34 <sup>5</sup> / <sub>8</sub> " x 15 <sup>3</sup> / <sub>4</sub> " (45 <sup>1</sup> / <sub>4</sub> " / 44 <sup>2</sup> )
Shipping weight	77 lbs	115 (141 <sup>1</sup> / 210 <sup>2</sup> ) lbs

<sup>1</sup> with stand    <sup>2</sup> with cabinet    <sup>3</sup> with side tables    \*available by special order only

See back for more Cutters and Warranty Information



### High Quality Blades

All Triumph cutter models feature high quality, German steel blades.



### Side Guide Back Gauge Scale

A measurement scale on the side of the machine guide, ensures precise back gauge setting (model 4305).



### Fast-Action Clamp

Throw the lever on the fast-action clamp to tighten, then cut (models 4305 and 4315).

## Automatic Cutters



4315  
(with optional stand)



4350  
(with optional stand)



4815



4850

Triumph 4315 semi-automatic tabletop	Triumph 4350 automatic tabletop	Triumph 4815 semi-automatic	Triumph 4850 automatic
16 $\frac{7}{8}$ "	16 $\frac{7}{8}$ "	18 $\frac{5}{8}$ "	18 $\frac{5}{8}$ "
1 $\frac{1}{2}$ "	1 $\frac{1}{2}$ "	3"	3"
1 $\frac{3}{8}$ "	1 $\frac{3}{8}$ "	1"	1"
17"	17"	18"	18"
electric	electric	electric	electric
fast-action lever	automatic	spindle	automatic
-	-	-	-
manual	manual	manual	manual
calibrated hand crank	calibrated hand crank	calibrated hand crank	calibrated hand crank
digital display (cm/inch)	digital display (cm/inch)	digital display (cm/inch)	digital display (cm/inch)
-	-	-	-
-	-	-	-
-	-	-	-
●	●	●	●
electronic, transparent guard	electronic, transparent guard	electronic, transparent guard	electronic, transparent guard
-	-	-	-
●	●	●	●
-	-	●	●
stand or cabinet	stand or cabinet	side tables	side tables
115 V, 60 Hz, 15 Amps	115 V, 60 Hz, 15 Amps	115 V, 60 Hz, 15 Amps	115 V, 60 Hz, 20 Amps
$\frac{3}{4}$ hp	$\frac{3}{4}$ hp	1 $\frac{1}{2}$ hp	2 hp
34 $\frac{1}{4}$ " x 25" x 14" (42 $\frac{3}{4}$ <sup>1</sup> / 42 $\frac{1}{2}$ <sup>2</sup> )	34 $\frac{1}{4}$ " x 25" x 14" (42 $\frac{3}{4}$ <sup>1</sup> / 42 $\frac{1}{2}$ <sup>2</sup> )	41 $\frac{1}{2}$ " x 30" (53 <sup>3</sup> ) x 55 $\frac{1}{2}$ "	41 $\frac{1}{2}$ " x 30" (53 <sup>3</sup> ) x 51"
191 (217 <sup>1</sup> / 286 <sup>2</sup> ) lbs	200 (226 <sup>1</sup> / 295 <sup>2</sup> ) lbs	531 (552 <sup>3</sup> ) lbs	556 (577 <sup>3</sup> ) lbs

<sup>1</sup> with stand    <sup>2</sup> with cabinet    <sup>3</sup> with side tables    \*available by special order only

See back for more Cutters and Warranty Information




### ■ Safe Blade Changes

Blade changes can be made without removing the covers, this way the device covers the cutting edge of the blade.



### ■ Easy Cut Blade Bars

Patented EASY CUT blade activation bars ensure true, two-handed operation (models 4315 and above).



### ■ Optical Cutting Line

The optical cutting line indicator ensures perfect alignment of cutting marks for the perfect cut (models 4315 and above).

## Automatic Cutters *(continued)*



5255



5260



6655



6660

Triumph 5255 automatic programmable	Triumph 5260 automatic programmable	Triumph 6655 automatic programmable	Triumph 6660 automatic programmable
20 $\frac{3}{8}$ "	20 $\frac{3}{8}$ "	25 $\frac{1}{2}$ "	25 $\frac{1}{2}$ "
3"	3"	3"	3"
1 $\frac{3}{8}$ "	1 $\frac{3}{8}$ "	1"	1"
20 $\frac{3}{8}$ "	20 $\frac{3}{8}$ "	24"	24"
electric	electric	electric	electric
automatic	automatic	automatic	automatic
-	-	-	-
electric	electric	electric	electric
electronic hand wheel	electronic hand wheel	electronic hand wheel	electronic hand wheel
digital display (cm/inch)	digital display (cm/inch)	digital display (cm/inch)	digital display (cm/inch)
touchpad module	touchpad module	touchpad module	touchpad module
99 programs (99 steps each)	99 programs (99 steps each)	99 programs (99 steps each)	99 programs (99 steps each)
-	-	-	-
●	●	●	●
electronic, transparent guard	IR light beam safety curtain	electronic, transparent guard	IR light beam safety curtain
-	●	-	●
●	●	●	●
●	●	●	●
side tables	side tables	side tables	side tables
115 V, 60 Hz, 20 Amps	115 V, 60 Hz, 20 Amps	115 V, 60 Hz, 20 Amps	115 V, 60 Hz, 20 Amps
2 hp	2 hp	2 hp	2 hp
44" x 33 $\frac{3}{8}$ " (56 $\frac{1}{2}$ <sup>3</sup> ) x 51"	44" x 33 $\frac{3}{8}$ " (56 $\frac{1}{2}$ <sup>3</sup> ) x 51"	48" x 39" (61 $\frac{1}{2}$ <sup>3</sup> ) x 51"	48" x 39" (61 $\frac{1}{2}$ <sup>3</sup> ) x 51"
648 (669 <sup>3</sup> ) lbs	657 (677 <sup>3</sup> ) lbs	531 (552 <sup>3</sup> ) lbs	556 (577 <sup>3</sup> ) lbs

<sup>1</sup> with stand    <sup>2</sup> with cabinet    <sup>3</sup> with side tables    \*available by special order only

See back for more Cutters and Warranty Information




### ■ Front Table Digital Display

A digital measurement display allows precise positioning of back gauge (models 4315-4850).



### ■ VRCut Controller

Controller software is installed on PC device directly connected to cutter (models 5260, 5560, 6660 and 7260).



### ■ Easy-To-Use Touchpad

A multilingual, programmable touchpad module controls the back gauge (models 5255-5560 LT)

## Hydraulic Cutters



5560



5560 LT  
(with optional side tables)



7260

Triumph 5560 programmable hydraulic	Triumph 5560 LT* programmable hydraulic	Triumph 7260 programmable hydraulic
21 $\frac{5}{8}$ "	21 $\frac{5}{8}$ "	28"
3 $\frac{3}{4}$ " (3 $\frac{5}{8}$ " with false clamp)	3 $\frac{3}{4}$ " (3 $\frac{5}{8}$ " with false clamp)	3" (with & without false clamp)
3 $\frac{3}{4}$ " (3 $\frac{5}{8}$ " with false clamp)	1 $\frac{1}{4}$ " (2 $\frac{5}{8}$ " with false clamp)	3 $\frac{1}{4}$ " (3 $\frac{1}{2}$ " with false clamp)
22 $\frac{7}{16}$ "	22 $\frac{7}{16}$ "	28"
hydraulic	hydraulic	hydraulic
adjustable hydraulic	adjustable hydraulic	adjustable hydraulic
●	●	●
electric	electric	electric
electronic hand wheel	electronic hand wheel	electronic hand wheel
digital display (cm/inch)	digital display (cm/inch)	digital display (cm/inch)
touchpad module	touchpad module	keypad module
99 programs (99 steps each)	99 programs (99 steps each)	99 programs (99 steps each)
-	●	●
●	●	●
IR light beam safety curtain	IR light beam safety curtain	IR light beam safety curtain
-	-	-
●	●	●
●	●	●
side tables	side tables	side tables
115 V, 60 Hz, 20 Amps	115 V, 60 Hz, 20 Amps	220 V, 3 phase
2 hp	2 hp	2 hp
55" x 42" (64 $\frac{3}{8}$ ) x 54"	55" x 42" (64 $\frac{3}{8}$ ) x 54"	60 $\frac{1}{2}$ " (63 $\frac{3}{8}$ ) x 51 $\frac{1}{8}$ " (82 $\frac{1}{2}$ ) x 52 $\frac{1}{2}$ "
970 (1,008 <sup>3</sup> ) lbs	1,014 (1,052 <sup>3</sup> ) lbs	1,534 (1,622 <sup>3</sup> ) lbs

<sup>1</sup> with stand

<sup>2</sup> with cabinet

<sup>3</sup> with side tables

\*available by special order only

See back for more Cutters and Warranty Information




### ■ IR Safety Curtain

The IR light beam safety curtain ensures the highest level of operator safety (models 5260-6660, 5560, 5560LT & 7260).



### ■ Programmable Back Gauge

The programmable back gauge control module is capable of storing 99 programs with up to 99 steps each. (models 5255-7260)



### ■ Air Table

Front and rear table air jets allow easy handling and jogging of large paper stacks (models 5560 LT and 7260).



# model overview Cutters

## Challenge Series Cutters



Spartan 150 M



Titan 200 BC



Titan 200



Champ 150

	Spartan 150 M Manual Cutter	Titan 200 BC Manual Backgauge Cutter	Titan 200 Hydraulic Cutter 21"	Champ 150 Hydraulic Cutter 15"
Cutting width	15¼"	20"	20"	15"
Cutting height	1½"	3¼" (3" with false clamp)	3¼" (3" with false clamp)	2"
Narrow cut	-	½" (1⅞" with false clamp)	½" (1⅞" with false clamp)	1¼"
Length behind blade	15¼"	20"	20"	-
Blade drive	manual	hydraulic	hydraulic	hydraulic
Clamp type	manual	adjustable hydraulic	adjustable hydraulic	adjustable hydraulic
Foot pedal for pre-clamping	-	-	●	-
Back gauge	manual	manual	electric	manual
Manual back gauge setting mechanism	hand wheel	hand wheel	-	electronic hand wheel
Measurement indication	-	-	digital display (cm/inch)	digital display (cm/inch)
Optical cutting line indicator	●	●	●	●
Front table safety element	safety shield	safety shield	safety shield	safety shield
Electrical requirements	120 V, .5 A	115 V, 60 Hz, 20 A	230 V, 60 Hz, 12 A	120 V, 60 Hz, 20 A
Motor output	-	2 hp	1½ hp	2 hp
Dimensions (D x W x H)	27¼ x 28½ x 12½	50⅞ x 36 x 53	49⅝" x 36" x 53"	34" x 28" x 54"
Shipping weight	80 lbs	755 lbs	800 lbs	750 lbs

## Southwest Warranty Plans

### SOUTHWEST STANDARD WARRANTY

- Parts and labour covered for 6 months\*
- Warranty includes on-site repairs\*\*
- Demo and training additional fees apply
- Initial diagnosis by a technician or Account Executive within 24 hour\*\*\*

### SOUTHWEST PREMIUM WARRANTY

#### At Point Of Purchase

- 1 year Coverage on all parts\* and labour
- Warranty includes on-site repairs\*\*
- Includes Demo and training\*\* (within 85km)\*\*\*
- Initial diagnosis by a technician or Account Executive within 4 hours

### MULTI YEAR WARRANTY

- Includes one-time purchase of warranty of 3 years or more
- Call for quote

### RENEWAL OF EXISTING WARRANTY

- 1 year renewable warranty
- Same terms and conditions of premium SWBP warranty apply
- Available at any time prior to expiration of existing SWBP warranty

### SOUTHWEST EXTENDED WARRANTY

#### At Point Of Purchase

- 2 year Coverage on all parts\* and labour
- All other terms and conditions are the same as Premium warranty

**Call 1-877-285-7044**  
**from anywhere**  
**in Canada for**  
**assistance**

*\*Excludes wearable parts, misuse or abuse*

*\*\*Available within 85km of service branch.*

*\*\*\*If over 85Km travel time will apply*

- SWBP - Refers to Southwest Business Products.
- Warranty Service is in our shop, Southwest will cover delivery costs within the Warranty period.
- Warranty Service for large equipment (cutters etc.) are for On-Site Service.
- Wearable items are not covered (Dies, Cutter Knives, Belts, Rollers, Fuses, etc.).
- Damage is not covered.