



Round Ring




D-Ring



Slant-D Ring

Sheet Capacity Sheet count based on 20# Bond.



Size	Round Ring	"D" Ring	Slant "D" Ring
1/2"	90	—	—
5/8"	100	135	—
3/4"	150	170	—
1"	190	235	250
1-1/4"	250	290	—
1-1/2"	265	350	375
2"	400	475	500
2-1/2"	500	600	650
3"	600	—	750
4"	—	—	900

Capacity with Other Stocks

To calculate capacities with other stocks, use the following formula.

$$\frac{\text{Chart Sheet Count}}{\text{Stock Divisor}} = \text{New Sheet Count}$$

Stock Divisor Variables for Sheet Count

Refer to the chart above and find the sheet count listed for your desired ring size and type.

Stock Type	Stock Divisor
24# Bond	1.13
70# Text	1.25
100# Gloss Text	1.45
80# Cover	2